

Nonlinear absorption in Silicon at mid-infrared wavelengths

B. Luther-Davies¹, B. Kuyken^{2,3}, I. Yu¹, P. Ma¹, X Gai¹, J. Van Campenhout⁴, P. Verheyen⁴, S. Madden¹, G. Roelkens^{2,3} and R. Baets^{2,3}

¹Centre for Ultrahigh bandwidth Devices for Optical Systems, Laser Physics Centre, Research School of Physics and Engineering, The Australian National University, Canberra ACT 2600, Australia;

²Photonics Research Group, Department of Information Technology, Ghent University – IMEC, Ghent B-9000, Belgium

³Center for Nano- and Biophotonics (NB-Photonics), Ghent University, Ghent, Belgium

⁴IMEC, Kapeldreef 75, Leuven B-3001, Belgium
barry.luther-davies@anu.edu.au

Abstract: We report strong nonlinear absorption in silicon at wavelengths between 2.6 μm and 4.5 μm . The results indicate that nonlinear absorption can limit the performance of silicon nonlinear waveguides in the mid infrared.

OCIS codes: (160.4330) Nonlinear optical materials; (190.4400) Nonlinear Optics, materials.

1. Introduction

At telecommunications wavelengths (1.55 μm) it is well known that crystalline silicon is not an ideal third order nonlinear optical material because of its large two-photon absorption coefficient (2PA). This leads to a small nonlinear figure of merit ($\text{FOM}_{2\text{PA}} = n_2/\beta_{2\text{PA}}\lambda \approx 0.3$, where n_2 is the Kerr nonlinear coefficient; $\beta_{2\text{PA}}$ the two photon absorption coefficient; and λ the wavelength). However beyond $\approx 2.2 \mu\text{m}$, 2PA becomes insignificant and the performance of nonlinear optical devices based on silicon should improve substantially. This has already been utilized to demonstrate supercontinuum generation in silicon waveguides pumped at 2.12 μm [1]. However as 2PA decreases three-photon absorption (3PA) may limit the performance of nonlinear devices. The 3PA coefficients in silicon around 2.6 μm are far from negligible and a value reported for $\beta_{3\text{PA}}$ is $0.035\text{cm}^3/\text{GW}^2$ [2]. This level of 3PA is troublesome because the power to produce strong nonlinear effects increases rapidly with wavelength because the nonlinear coefficient of a waveguide, $\gamma = 2\pi n_2/A_{\text{eff}}\lambda$, drops due to slowly decreasing n_2 [3] and a more rapidly increasing A_{eff} which is the effective area of the waveguide mode. By 3 μm , the value of γ can decrease by about an order of magnitude relative to values at 1.55 μm . Beyond $\approx 3.3 \mu\text{m}$, however, 3PA should also vanish and hence nonlinear absorption could become negligible. With this in mind we recently attempted to produce a mid IR supercontinuum from a dispersion-engineered SOI waveguide using pump wavelengths between 3250nm and 4250nm. These experiments failed because very strong nonlinear absorption was observed and, in fact, the ≈ 7.5 ps long laser pulses could easily damage the input facet of the waveguide. In this paper we investigate this effect in waveguides and in bulk silicon.

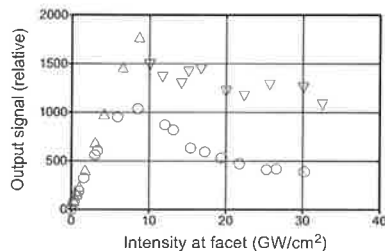


Fig. 1. Transmission of a 1cm long SOI waveguide as a function of intensity at the input. Circles are for 3.25 μm and triangles 4 μm

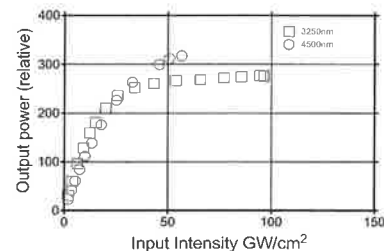


Fig. 2. Optical transmission of a 300 μm thick Si wafer at 3250nm (red circles) and 4500nm (blue squares) as a function of input pulse intensity

2. Experiments

In our waveguide experiments we used the mid-IR output from a PPLN optical parametric amplifier pumped by 16 ps pulses from a Nd:YVO₄ laser and seeded by a tunable semiconductor diode laser generating 7.5 ps pulses at 1.5 MHz. The system is described in [4]. The tunable mid-IR output was coupled into 0.4 μm high by 1.7 μm wide SOI waveguide with a molded chalcogenide glass lens with NA=0.85. The waveguides were up-tapered to around 8 μm at the input facet and this exceeded the diameter of the focused beam which was 3–4 μm . At low power the total insertion loss of the waveguide was ≈ 16 –17 dB. The transmission of the waveguides was measured using a pair of PbSe detectors and the alignment of the beam to the waveguides was optimized using an InSb camera (Xenics

Onca). The spectrum of the transmitted light could also be measured with the aid of a 0.25m monochromator and a PbSe detector.

Initially we simply measured the insertion loss of the waveguide as a function of input power. A pair of curves measured at 3250 and 4000nm are shown in Fig. 1. As is apparent the output power initially rose almost linearly before abruptly decreasing. Above this transition threshold the transmission dropped rapidly reaching as low as 25% of the initial value before the facet of the waveguide damaged at a fluence $\approx 0.2\text{J}/\text{cm}^2$. The output spectra showed increasing spectral broadening as the input power initially increased as well as evidence of parametric amplification around the pump. However, once the threshold was exceeded the spectral broadening did not increase further. This behaviour was observed over the whole transmission range of the waveguide which extended to $4.2\ \mu\text{m}$. Computer modeling suggested that a combination of multi-photon absorption, free carrier absorption and electron avalanche ionization was needed to explain these results. For picosecond pulses, free carrier effects dominate because of the carrier density required to produce strong absorption scales with λ^2 . In addition it is known that the threshold for avalanche ionization decreases with increasing wavelength from measured values of $0.2\text{J}/\text{cm}^2$ at $1.06\ \mu\text{m}$ [5].

To elucidate these effects we decided to perform experiments on bulk silicon in the form of a double side polished wafer $300\ \mu\text{m}$ thick probed using ≈ 200 fs duration pulses produced by difference frequency generation of the outputs from a Quantronix Palitra optical parametric generator pumped by a Clark CPA2001 Ti:sapphire laser. This produced tunable radiation from ≈ 2600 nm to 4500 nm with pulse durations short enough that the free carrier effects were reduced to the point where nonlinear absorption alone could be detected.

The results are shown in Fig 2. Using the shorter pulses leads to gradual saturation of the transmission with increasing input – a characteristic of multi-photon absorption. In principle by plotting $1/T^{n-1}$ vs P^{n-1} where n is the number of photons for nonlinear absorption, straight-line plots are only obtained for one specific value of n . Unfortunately this is only true for a Gaussian beam and pulse profiles at very low levels of nonlinear absorption: in other words the curves in Fig. 2 are almost identical whether due to 3PA or 4PA. What is apparent from Fig. 2 however is that the nonlinear absorption remains strong at wavelengths well beyond the expected cut-off for 3PA although the onset of the absorption occurs at higher pulse energies as the wavelength increases.

Since we could not distinguish between 3PA and 4PA from these data we decided to analyze the wavelength dependence in terms of an effective 3PA coefficient obtaining the results of Fig. 3. This indicates that whilst the nonlinear absorption drops steadily, it never approaches zero at any wavelength within our measurement range. Since at the same time the nonlinear coefficient of the waveguide is decreasing rather rapidly, we conclude for strong nonlinear effects, such as supercontinuum generation, it will be difficult to avoid nonlinear absorption in silicon waveguides even in the mid infrared. In addition ultra-short pulses in the mid-IR will still be needed to avoid free carrier effects due to the wavelength dependence of the free carrier absorption and avalanche ionization threshold.

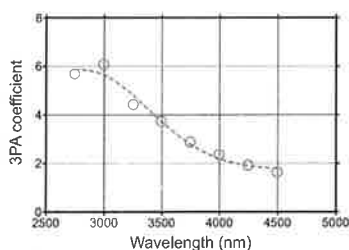


Fig. 3. The relative value of the effective 3PA absorption coefficient for a bulk Si sample irradiated at different wavelengths

5. Acknowledgements

This research was supported by an Australian Research Council Centre of Excellence grant (project CE110001018) and by the European Research Council starting grant MIRACLE. B. Kuyken acknowledges the Flemish Research Foundation Vlaanderen for a doctoral fellowship.

4. References

- [1] B. Kuyken *et al.*, "Mid-infrared to telecom-band supercontinuum generation in highly nonlinear silicon-on-insulator wire waveguides," *Opt. Express* **19**, 20173-20181 (2011).
- [2] S. Pearl *et al.*, "Three photon absorption in silicon for 2300–3300nm", *Appl. Phys. Letts.* **93**, 131102 (2008).
- [3] Q. Lin *et al.*, "Dispersion of silicon nonlinearities in the near infrared region", *Appl. Phys. Letts.* **91**, 021111 (2007).
- [4] V. Kolev *et al.*, "Compact high-power optical source for resonant infrared pulsed laser ablation and deposition of polymer materials", *Opt. Express* **14**, 12302-12309 (2006).
- [5] P. Pronko *et al.*, "Avalanche ionization and dielectric breakdown in silicon with ultrafast laser pulses" *Phys. Rev. B* **58**, 2387-2390 (1998)



Nonlinear Optics (NLO)
The Fairmont Orchid, Kohala Coast
21 - 26 July 2013 : Hawaii, USA

[Browse the Program](#)
[View Your Itinerary](#)
[Society Home Page](#)

Welcome to the Online Program. To begin, either click the plus "+" icon to enter the "Search Program" area. Please note there are additional filters to the right of the search area.

To add items to your itinerary, click the check box to the right of each item. The "View Your Itinerary" box will add all items in that session to your itinerary.

When done, click the "View Your Itinerary" link from the left menu to view your itinerary.

You must login in order to create or save your itinerary for later. To simply browse, you can click the "View Your Itinerary" link from the left menu to view your itinerary.

Search Program: Search Presenters Only Filter

Enter a name, institution, Final ID, and/or words from the session or presentation title. Separate multiple words with a semicolon to narrow your search. Separate multiple items with an OR to broaden your search.

[Advanced Search](#)

MONDAY, JULY 22, 2013

No matching results.

TUESDAY, JULY 23, 2013

No matching results.

WEDNESDAY, JULY 24, 2013

No matching results.

THURSDAY, JULY 25, 2013

No matching results.

FRIDAY, JULY 26, 2013**NF1A. Nonlinear Parametric and Mid-Infrared Systems**

Presider(s): Takunori Taira (Institute for Molecular Science)

8:00 AM - 10:00 AM; Plaza II & III

8:45 AM - 9:00 AM

NF1A.3. Nonlinear absorption in Silicon at mid-infrared wavele
Barry Luther-Davies; Bart Kuyken; Ivy Yu; Pan Ma; Xin Gai; St
[View Presentation](#)

SCHOLARONE Abstracts

ScholarOne Abstracts® (patent #7,257,767 and #7,263,655). © [ScholarOne](#), Inc., 2013. All
ScholarOne Abstracts and ScholarOne are registered trademarks of ScholarOn



Follow ScholarOne on Twitter

[Terms and Conditions of Use](#)

Product version number 4.3.0 (Build 23)

Build date Oct 02, 2013 11:40:18. Server c104mwfs1as.int.thomsonreuters.c

CONTROL ID: 1705235

CURRENT CATEGORY: Nonlinear Media

PRESENTATION TYPE: Oral Only

TITLE: Nonlinear absorption in Silicon at mid-infrared wavelengths

AUTHORS (FIRST NAME, LAST NAME): Barry Luther-Davies¹, Bart Kuyken², Ivy Yu¹, Pan Ma¹, Xin Gai¹, Steve Madden¹, Gunther Roelkens², Roel Baets²

INSTITUTIONS (ALL): 1. CUDOS, Laser Physics Centre, Australian National University, Canberra, ACT, Australia.

2. INTEC, University of Gent, Gent, Belgium.

ABSTRACT BODY:

Abstract (35 Word Limit): We report strong nonlinear absorption in silicon at wavelengths between 2.6 μm and 4.5 μm . The results indicate that three or four photon absorption can limit the performance of silicon nonlinear waveguides in the mid infrared.

KEYWORDS: Nonlinear optics: 190.4400 Nonlinear optics, materials, Materials: 160.4330 Nonlinear optical materials.
