

# 100-Gbps RZ Data Reception in 67-GHz Si-Contacted Germanium Waveguide p-i-n Photodetectors

Hongtao Chen, M. Galili, P. Verheyen, P. De Heyn, G. Lepage, J. De Coster, S. Balakrishnan, P. Absil, L. Oxenlowe, J. Van Campenhout, and G. Roelkens

(Top Scored)

**Abstract**—We demonstrate 100-Gbps silicon-contacted germanium waveguide p-i-n photodetectors integrated on imec's silicon photonics platform. The performance of 14 and 20  $\mu\text{m}$  long devices is compared. The responsivity of the devices is 0.74 and 0.92 A/W at 1550 nm, respectively.

**Index Terms**—Germanium, integrated optoelectronics, optical communications, photodetectors.

## I. INTRODUCTION

ADVANCED optical receivers require photodetectors with high opto-electrical bandwidth, high responsivity and low dark current. Germanium waveguide p-i-n photodetectors have been studied extensively for this purpose as they can be realized on silicon photonic integrated circuits [1]–[13]. Conventional Ge p-i-n photodetectors require a metal contact on Ge to form the p-i-n junction. As the process to form a metal contact to Ge is less well developed, the high contact resistance at the metal/Ge interface [14] contributes to a large RC-constant, which normally determines the opto-electrical bandwidth of the Ge p-i-n photodetector. This limits the performance of Ge p-i-n photodetectors in high-speed optical communication systems. 100 Gbps data reception using Ge photodetectors has therefore not been demonstrated before.

We demonstrated a Ge p-i-n photodetector without metal contacts on Ge, grown on and contacted through a silicon p-i-n diode structure, adopting a 400 nm thick Ge layer (referred to as Si-LPIN GePD hereafter) [11]. The opto-electrical 3-dB

Manuscript received June 1, 2016; revised July 15, 2016; accepted July 20, 2016. Date of publication July 21, 2016; date of current version February 22, 2017.

H. Chen and G. Roelkens are with the Photonics Research Group, Department of Information Technology, Ghent University-imec, Ghent B-9000, Belgium (e-mail: Hongtao.Chen@imec.be; gunther.roelkens@intec.ugent.be).

M. Galili and L. Oxenlowe are with the DTU Fotonik, Technical University of Denmark, Kongens Lyngby 2800, Denmark (e-mail: mgal@fotonik.dtu.dk; lkox@fotonik.dtu.dk).

P. Verheyen, P. De Heyn, G. Lepage, J. De Coster, S. Balakrishnan, P. Absil, and J. Van Campenhout are with the Interuniversity Microelectronics Center, Leuven B-3000, Belgium (e-mail: peter.verheyen@imec.be; Peter.DeHeyn@imec.be; guy.lepage@imec.be; Jeroen.DeCoster@imec.be; Sadhishkumar.Balakrishnan@imec.be; philippe.absil@imec.be; joris.vancampenhout@imec.be).

Color versions of one or more of the figures in this paper are available online at <http://ieeexplore.ieee.org>.

Digital Object Identifier 10.1109/JLT.2016.2593942

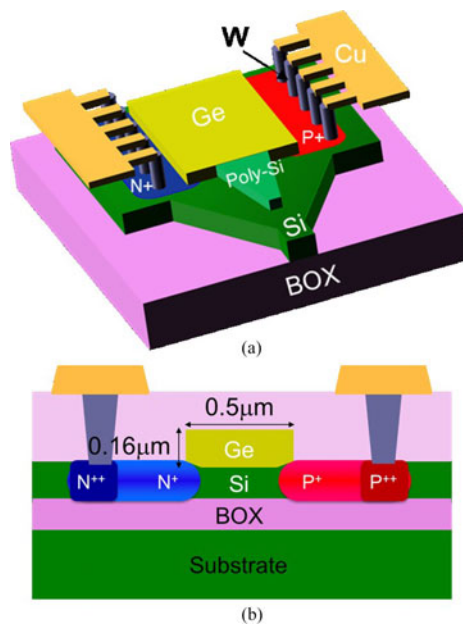


Fig. 1. (a) 3-D schematic of the Si-LPIN GePD. The poly-Si taper is 120 nm thick, with a width varying from 150 nm to 250 nm over a length of 20  $\mu\text{m}$ , and the single-mode Si waveguide is 450 nm wide. (b) Cross-section schematic of the Si-LPIN GePD with a 0.16  $\mu\text{m}$  thick and 0.5  $\mu\text{m}$  wide Ge layer.

bandwidth was transit-time limited to 20 GHz at -1 V bias at 1550 nm. Removing the metal contacts on Ge significantly enhances the responsivity as light absorption from the metal contacts is responsible for a substantial responsivity loss. The measured responsivity at -1.2 V bias was over 1 A/W across the whole C-band. In addition, the device showed a very low dark current of 3 nA at -1 V.

In [15], [16] we demonstrated that by adopting a 160 nm thick Ge layer to reduce the transit time, the opto-electrical 3-dB bandwidth at -1 V bias was enhanced to 67 GHz at 1550 nm for a 14  $\mu\text{m}$  long Si-LPIN GePD. The junction capacitance was 6.8 fF at -1 V. Light coupling from the silicon-on-insulator (SOI) waveguide to the Ge waveguide was optimized by adding a poly-Si taper on top of the fully etched Si taper as shown in Fig. 1(a). The measured responsivity at -1 V bias was 0.74 A/W at 1550 nm. The dark current was as low as 4 nA at

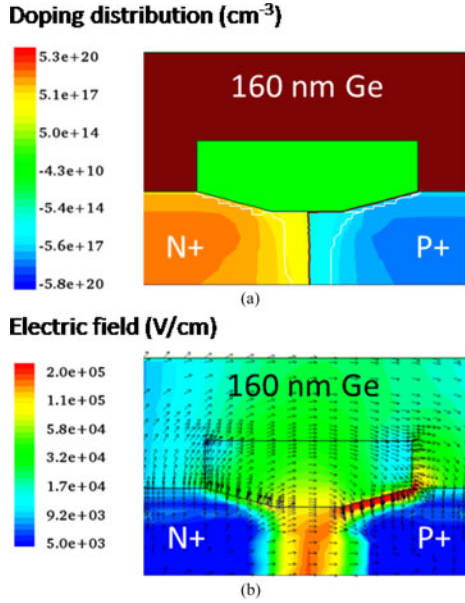


Fig. 2. (a) Simulated doping distribution in the Si-LPIN GePD using *Sentaurus Process*. (b) Simulated electric field distribution in the Si-LPIN GePD at  $-1$  V bias using *Sentaurus Device*. The electric field direction is annotated in the graph.

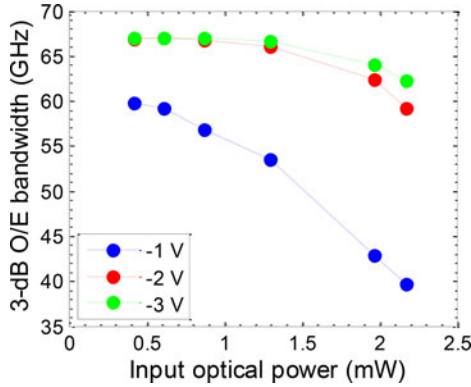


Fig. 3. 3-dB opto-electrical bandwidth as a function of input optical power at 1550 nm wavelength for the  $14 \mu\text{m}$  long Si-LPIN GePD (reproduced with permission from [16]).

$-1$  V. 56 Gbps on-off keying non-return-to-zero data reception was demonstrated with clear open eye diagrams at 1550 nm at  $-1$  V bias [16].

In this paper, 80 Gbps and 100 Gbps OOK data reception using the  $14 \mu\text{m}$  long Si-LPIN GePD are characterized, and clear open eye diagrams at 1550 nm wavelength are demonstrated using 80 Gbps and 100 Gbps on-off keying return-to-zero pseudo-random-bit-sequence data patterns generated using an optical time division multiplexing scheme [17], [18]. As the  $14 \mu\text{m}$  long Si-LPIN GePD is still transit-time limited, the potential performance improvement in terms of responsivity using a  $20 \mu\text{m}$  long Si-LPIN GePD is evaluated. The responsivity is improved to  $0.92 \text{ A/W}$  at 1550 nm for this  $20 \mu\text{m}$  long Si-LPIN GePD, and similarly clear 80 Gbps and 100 Gbps open eye diagrams at 1550 nm wavelength are demonstrated.

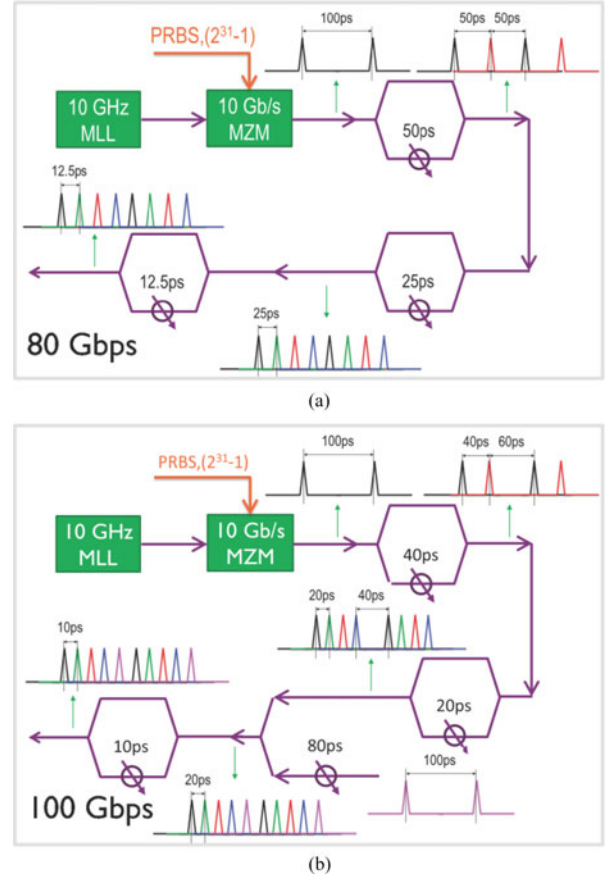
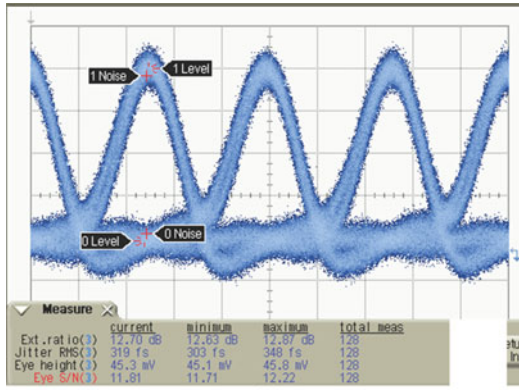


Fig. 4. Schematic diagrams illustrating the experimental setup generating the optical OOK RZ data streams at (a) 80 Gbps and (b) 100 Gbps. MLL: mode-lock laser; MZM: Mach-Zehnder modulator.

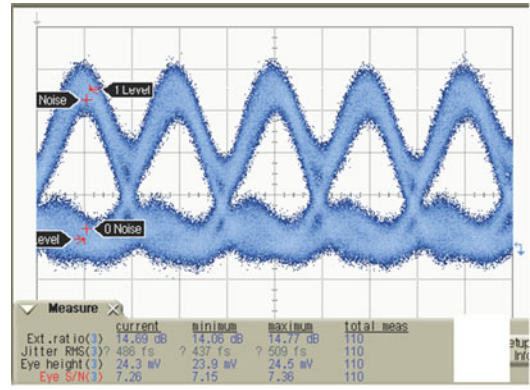
## II. DEVICE DESIGN AND FABRICATION

The Si-LPIN GePDs were fabricated in imec's fully integrated Si Photonics Platform along with Si modulators [19] and various passive devices [20]. They go through a process flow described in [21]. Light is coupled from a 220 nm thick single-mode Si waveguide (450 nm wide) to the Ge waveguide using a Si waveguide taper together with a 120 nm thick poly-Si taper (from 150 nm to 250 nm width over a length of  $20 \mu\text{m}$ ), as shown in Fig. 1(a). The Ge layer dimensions and doping configuration in the Si-LPIN GePD are shown in Fig. 1(b). The doping distribution in the Si-LPIN GePD is shown in Fig. 2(a), simulated using *Sentaurus Process*.

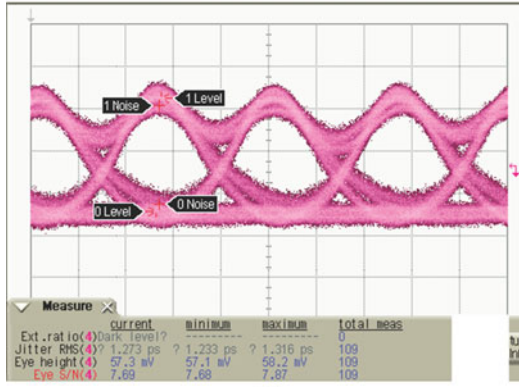
The electric field distribution in the Si-LPIN GePD at  $-1$  V bias obtained by numerically solving the Poisson's equation using *Sentaurus Device* is shown in Fig. 2(b). In the Ge region, the electric field is stronger than  $10^4 \text{ V/cm}$  at  $-1$  V, strong enough for photo-generated carriers to drift at their saturation velocity. Therefore, the opto-electrical bandwidth limitation by transit time is minimized. The  $14 \mu\text{m}$  long Si-LPIN GePD exhibits a 3-dB O/E bandwidth of 60 GHz and above (i.e. the RF power delivered by the photodetector to a  $50 \Omega$  load drops by a factor of 2 at 60 GHz and above) at 1550 nm as seen in Fig. 3 (reproduced from [16]). Such a high bandwidth should allow 100 Gbps on-off keying data reception as will be discussed in the subsequent sections.



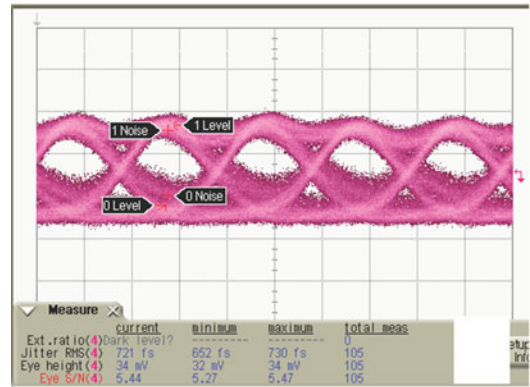
(a)



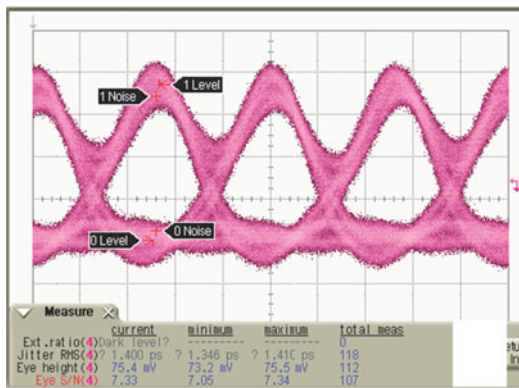
(a)



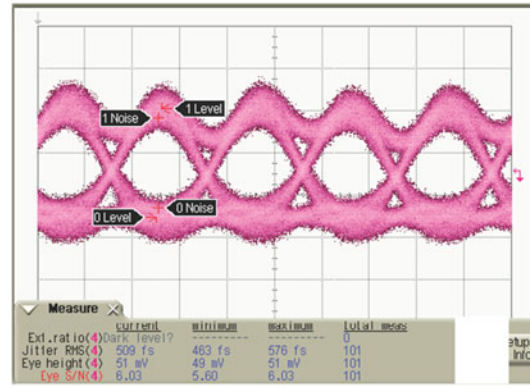
(b)



(b)



(c)



(c)

Fig. 5. The 80 Gbps RZ eye diagram measured using (a) a 70 GHz commercial p-i-n photodetector (u2t XPDV 3120R), (b) the 14  $\mu\text{m}$  Si-LPIN GePD at -1 V bias, (c) the 14  $\mu\text{m}$  Si-LPIN GePD at -2 V bias. X scale: 5.0 ps/div, Y scale: 34.8 mV/div. These X&Y scales are for the eyes measured on the Si-LPIN GePD.

Fig. 6. The 100 Gbps RZ eye diagram measured using (a) a 70 GHz commercial p-i-n photodetector (u2t XPDV 3120R), (b) the 14  $\mu\text{m}$  Si-LPIN GePD at -1 V bias, (c) the 14  $\mu\text{m}$  Si-LPIN GePD at -2 V bias. X scale: 5.0 ps/div, Y scale: 39.4 mV/div. These X&Y scales are for the eyes measured on the Si-LPIN GePD.

### III. 80 GBPS AND 100 GBPS DATA RECEPTION USING A 14 $\mu\text{m}$ LONG SI-LPIN GE PD

The data reception performance of the 14  $\mu\text{m}$  Si-LPIN GePD was characterized at 1550 nm wavelength using an on-off keying (OOK) return-to-zero (RZ) pseudo-random-bit-sequence (PRBS) data pattern at 80 Gbps and 100 Gbps, respectively. Schematic diagrams illustrating the experimental setup generating the optical OOK RZ data stream at 80 Gbps and 100 Gbps are shown in Fig. 4(a) and (b). Optical pulses from a 10 GHz mode-locked laser (MLL) are on-off keying (OOK) modulated by a commercial Mach-Zehnder modulator at 10 Gbps. The modulated pulses are temporally multiplexed 3 times with de-

lays of 50 ps, 25 ps and 12.5 ps to generate the 80 Gbps data stream. For the 100 Gbps data stream generation, the modulated pulses are firstly multiplexed 2 times with delays of 40 ps and 20 ps. The generated optical pulses are then multiplexed with the original 10 Gbps optical pulses with an 80-ps delay forming a 50 Gbps OOK signal. This is finally multiplexed with a 10-ps delay to create the targeted data rate of 100 Gbps. The OTDM data stream is injected in the silicon waveguide using a C-band fiber-to-chip grating coupler (insertion loss of 2.5 dB). A bias voltage was applied to the Si-LPIN GePD using a 67 GHz Picoprobe RF probe with a 50  $\Omega$  termination connected to a 65 GHz SHF bias-tee. The electrical output is measured with



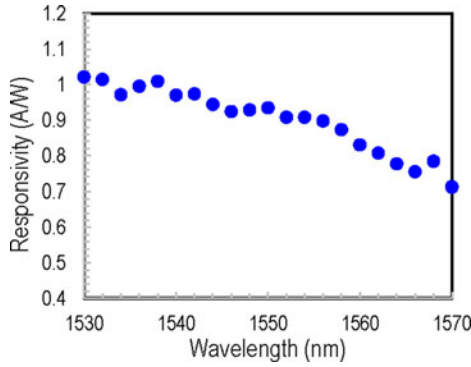


Fig. 7. Responsivity as a function of wavelength for the  $20\ \mu\text{m}$  Si-LPIN GePD in the C-band at -1 V bias.

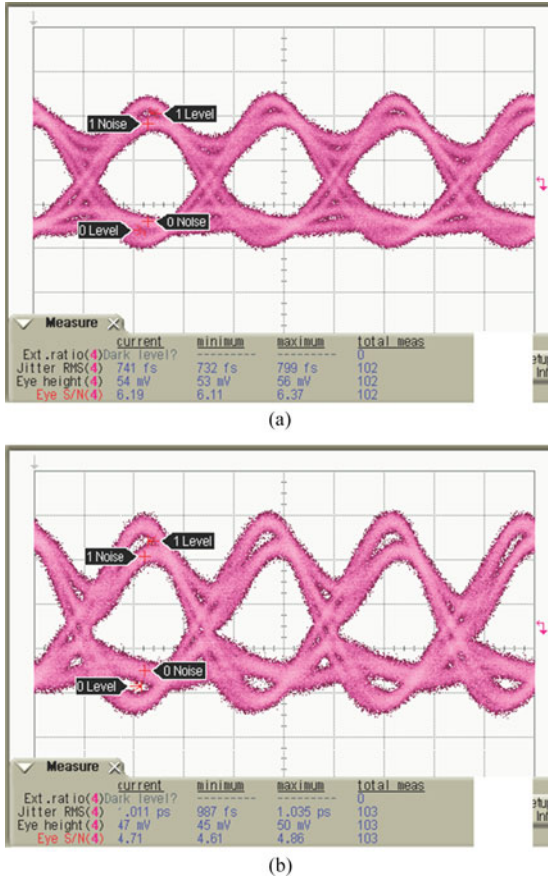
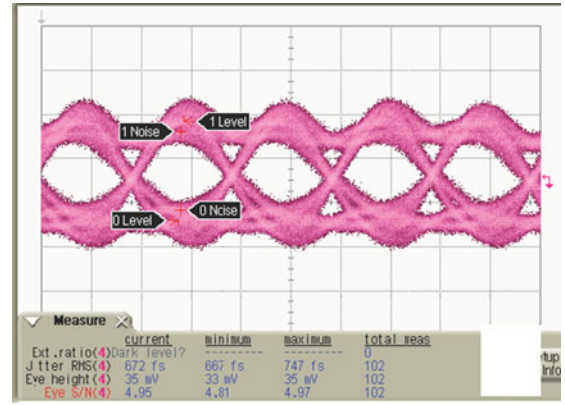


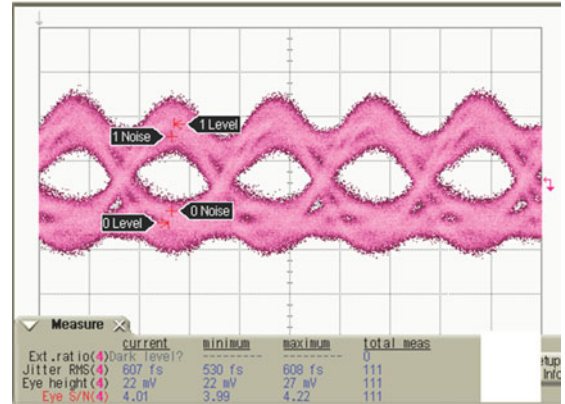
Fig. 8. The 80 Gbps RZ eye diagram measured using (a) the  $20\ \mu\text{m}$  Si-LPIN GePD at -1 V bias. (b) the  $20\ \mu\text{m}$  Si-LPIN GePD at -2 V bias. X scale: 5.0 ps/div, Y scale: 39.4 mV/div.

an Agilent Infiniium sampling oscilloscope with a 70 GHz remote sampling head plug-in. Given the  $50\ \Omega$  termination on the probe, the effective responsivity of the photodiode seen by the scope is half of the reported DC responsivity due to the termination resistor being in parallel with the  $50\ \Omega$  input impedance of the scope.

The reference eye diagram of the 80 Gbps PRBS data pattern measured using a 70 GHz commercial p-i-n photodetector (*u2t XPDV-3120R*) is shown in Fig. 5(a). The extinction ratio of the transmitted data stream is 12.7 dB. The electrical eye diagrams from the Si-LPIN GePD at -1 V and -2 V are shown



(a)



(b)

Fig. 9. The 100 Gbps RZ eye diagram measured using (a) the  $20\ \mu\text{m}$  Si-LPIN GePD at -1 V bias. (b) the  $20\ \mu\text{m}$  Si-LPIN GePD at -2 V bias. X scale: 5.0 ps/div, Y scale: 39.4 mV/div.

in Fig. 5(b) and (c), respectively. Fig. 6(a-c) show the eye diagrams measured in the 100 Gbps data reception experiment. The extinction ratio of the transmitted data stream is 14.6 dB in this case. The average waveguide-coupled optical power used in both the 80 Gbps and 100 Gbps experiment is 0.62 mW. The corresponding 3-dB O/E bandwidth of the Si-LPIN GePD is  $\sim 59$  GHz at -1 V as seen in Fig. 3. This explains the bandwidth limitation at -1 V bias especially in the 100 Gbps eye diagram. This bandwidth limitation is overcome by biasing the device at -2 V, where the  $14\ \mu\text{m}$  Si-LPIN GePD exhibits a 3-dB O/E bandwidth beyond 67 GHz. It should be mentioned that the eye diagrams of the Si-LPIN GePD are still worse than that of the commercial photodetector, especially at 100 Gbps. As there is a 67 GHz Picoprobe RF probe with a 50-ohm termination, a 65 GHz SHF bias-tee, a 67 GHz RF coaxial-cable and an Agilent Infiniium sampling oscilloscope with a 70 GHz remote sampling head plug-in in the RF link in these on-chip large-signal data reception experiments, it is the frequency response of this RF link that is responsible for the reduced eye diagram quality.

#### IV. 80 GBPS AND 100 GBPS DATA RECEPTION USING A $20\ \mu\text{m}$ LONG SI-LPIN GEPD

The conclusion that the opto-electrical bandwidth of the  $14\ \mu\text{m}$  long Si-LPIN GePD is limited by the transit-time and that the responsivity in the C-band (0.74 A/W at 1550 nm) is

partly limited by the short device length was drawn in [16]. This indicates that the responsivity of the 14  $\mu\text{m}$  Si-LPIN GePD in the C-band can be improved by increasing the length of the device without compromising on the opto-electrical bandwidth. Therefore, responsivity measurements and 80 Gbps / 100 Gbps data reception experiments were implemented for a 20  $\mu\text{m}$  long Si-LPIN GePD. The responsivity as a function of wavelength in the C-band of a 20  $\mu\text{m}$  long Si-LPIN GePD is shown in Fig. 7. The responsivity at 1550 nm is improved to 0.92 A/W benefiting from this 6  $\mu\text{m}$  device length scaling.

The 80 Gbps and 100 Gbps RZ PRBS data reception experiments at 1550 nm were also implemented for the 20  $\mu\text{m}$  long Si-LPIN GePD. Figs. 8 and 9 show the electrical eye diagrams from the 20  $\mu\text{m}$  Si-LPIN GePD at 80 Gbps and 100 Gbps, respectively. The optical data patterns used in these experiments are the same as those used in the experiments on the 14  $\mu\text{m}$  Si-LPIN GePD. The average waveguide-coupled input optical power used in both the 80 Gbps and 100 Gbps experiment is 0.51 mW in this case. Clear open eye diagrams are again obtained at both data rates. Compared to the 14  $\mu\text{m}$  device, the eye diagrams of the 20  $\mu\text{m}$  device show a slightly slower response, indicating a small reduction of the device bandwidth by scaling the device length to 20  $\mu\text{m}$ . Also more jitter and overshoot can be observed.

## V. CONCLUSION

100 Gbps Ge p-i-n photodetectors without metal contacts on Ge integrated on imec's silicon photonics platform was demonstrated. The high responsivity at 1550 nm of 0.74 A/W and 0.92 A/W for a 14  $\mu\text{m}$  and 20  $\mu\text{m}$  long device respectively and low dark current of 4 nA at -1 V bias make it an attractive component for high bitrate optical transceivers.

## ACKNOWLEDGMENT

The authors would like to thank imec's mask preparation team and process line for their contributions. They would also like to thank M. Piels from DTU Fotonik for her useful discussions in the data reception experiments.

## REFERENCES

- [1] T. Yin *et al.*, "31 GHz Ge n-i-p waveguide photodetectors on silicon on-insulator substrate," *Opt. Exp.*, vol. 15, no. 21, pp. 13965–13971, 2007.
- [2] L. Vivien *et al.*, "42 GHz p.i.n Germanium photodetector integrated in a silicon-on-insulator waveguide," *Opt. Exp.*, vol. 17, no. 8, pp. 6252–6257, 2009.
- [3] D. Feng *et al.*, "High-speed Ge photodetector monolithically integrated with large cross-section silicon-on-insulator waveguide," *Appl. Phys. Lett.*, vol. 95, no. 26, p. 261105, 2009.
- [4] S. Liao *et al.*, "36 GHz submicron silicon waveguide germanium photodetector," *Opt. Exp.*, vol. 19, no. 11, pp. 10967–10972, 2011.
- [5] C. T. DeRose *et al.*, "Ultra-compact 45 GHz CMOS compatible Germanium waveguide photodiode with low dark current," *Opt. Exp.*, vol. 19, no. 25, pp. 24897–24904, 2011.
- [6] L. Vivien *et al.*, "Zerobias 40 Gbit/s germanium waveguide photodetector on silicon," *Opt. Exp.*, vol. 20, no. 2, pp. 1096–1101, 2012.
- [7] G. Li *et al.*, "Improving CMOS-compatible germanium photodetectors," *Opt. Exp.*, vol. 20, no. 24, pp. 26345–26350, 2012.
- [8] A. Novack *et al.*, "Germanium photodetector with 60 GHz bandwidth using inductive gain peaking," *Opt. Exp.*, vol. 21, no. 23, pp. 28387–28393, 2013.

- [9] T.-Y. Liow, N. Duan, A. E.-J. Lim, X. Tu, M. Yu, and G.-Q. Lo, "Waveguide Ge/Si avalanche photodetector with a unique low-height-profile device structure," presented at the Opt. Fiber Commun. Conf., San Francisco, CA, USA, 2014, Paper M2G.6.
- [10] Y. Zhang *et al.*, "A high responsivity photodetector absent metal-germanium direct contact," *Opt. Exp.*, vol. 22, no. 9, pp. 11367–11375, 2014.
- [11] H. Chen *et al.*, "High responsivity low-voltage 28Gbps Ge p-i-n photodetector with silicon contacts," *J. Lightw. Technol.*, vol. 33, no. 4, pp. 820–824, Nov. 2014.
- [12] R. Going, T. J. Seok, J. Loo, K. Hsu, and M. C. Wu "Germanium wrap-around photodetectors on silicon photonics," *Opt. Exp.*, vol. 23, no. 9, pp. 11975–11984, 2015.
- [13] S. Lischke *et al.*, "High bandwidth, high responsivity waveguide-coupled germanium p-i-n photodiode," *Opt. Exp.*, vol. 23, no. 21, pp. 27213–27220, 2015.
- [14] B. Yang *et al.*, "Low-contact-resistivity nickel germanide contacts on n+Ge with phosphorus/antimony co-doping and Schottky barrier height lowering," in *Proc. Int. Silicon-Germanium Technol. Device Meeting*, 2012, vol. 1, pp. 1–2.
- [15] H. Chen *et al.*, "-1 V bias 56 Gbps germanium waveguide p-i-n Photodetector with silicon contacts," presented at the Opt. Fiber Commun. Conf., Anaheim, CA, USA, 2016, Paper Tu2D.6.
- [16] H. Chen *et al.*, "-1 V bias 67 GHz bandwidth Si-contacted Ge p-i-n photodetector for optical links at 56 Gb/s and beyond," *Opt. Exp.*, vol. 24, no. 5, pp. 4622–4631, 2016.
- [17] M. Galili *et al.*, "650 Gbit/s OTDM transmission over 80 km SSMF incorporating clock recovery, channel identification and demultiplexing in a polarisation insensitive receiver," presented at the Opt. Fiber Commun. Conf., San Diego, CA, USA, 2010, Paper OWO3.
- [18] H. Hu *et al.* "Synchronization, retiming and OTDM of an asynchronous 10 gigabit ethernet NRZ packet using a time lens for terabit ethernet," presented at the Eur. Conf. Opt. Commun., Geneva, Switzerland, 2011, Paper Tu.3.K.4.
- [19] M. Pantouvaki *et al.*, "20 Gbps silicon ring modulator co-integrated with a Ge monitor photodetector," presented at the Eur. Conf. Opt. Commun., London, U. K., 2013, Paper We.3.B.2.
- [20] P. De Heyn *et al.*, "Fabrication-tolerant four-channel wavelength-division-multiplexing filter based on collectively tuned Si microrings," *J. Lightw. Technol.*, vol. 31, no. 16, pp. 2785–2792, Jul. 2013.
- [21] P. Verheyen *et al.*, "Highly uniform 25 Gbps Si photonics platform for high-density, low-power WDM optical interconnects," presented at the Integr. Photon. Res., Silicon Nanophoton. Conf., San Diego, CA, USA, 2014, Paper IW3A.4.

**Hongtao Chen** received the Master's degree in electronics and communication engineering from the Institute of Semiconductor, Chinese Academy of Sciences, Beijing, China, in 2012. He is currently working toward the Ph.D. degree in the Photonic Research Group, Ghent University, Ghent, Belgium.

He had been working on high-speed carrier-depletion Mach-Zehnder Si optical modulators. His research interest includes low-power Si photonics optical interconnects. He focused on developing advanced Germanium p-i-n photodetectors and avalanche photodetectors on the imec Si photonics platform, in close collaboration with imec, Belgium.

**M. Galili**, biography not available at the time of publication.

**P. Verheyen**, biography not available at the time of publication.

**P. De Heyn**, biography not available at the time of publication.

**G. Lepage**, biography not available at the time of publication.

**J. De Coster**, biography not available at the time of publication.

**S. Balakrishnan**, biography not available at the time of publication.

**P. Absil**, biography not available at the time of publication.

**L. Oxenlowe**, biography not available at the time of publication.

**J. Van Campenhout**, biography not available at the time of publication.

**G. Roelkens**, biography not available at the time of publication.